



Target Species
























Based on 162,602 complete checklists
























411 species observed in North Dakota, US (region/US-ND) that you need for your **World Life List**

1. American Robin	39.21% frequency
2. Mourning Dove	32.58%
3. Red-winged Blackbird	31.89%
4. Canada Goose	31.30%
5. Mallard	31.09%
6. Common Grackle	28.31%
7. Black-capped Chickadee	27.31%
8. House Sparrow	23.29%
9. American Goldfinch	23.13%
10. Western Meadowlark	21.30%
11. American Crow	21.17%
12. Killdeer	20.75%
13. White-breasted Nuthatch	20.02%
14. Song Sparrow	18.38%
15. Downy Woodpecker	17.94%
16. Chipping Sparrow	17.80%
17. Brown-headed Cowbird	17.14%
18. Ring-billed Gull	16.98%

19. Yellow Warbler	16.81%
20. Barn Swallow	16.16%
21. Ring-necked Pheasant	16.16%
22. Blue-winged Teal	15.72%
23. House Finch	15.44%
24. Blue Jay	15.33%
25. Northern Flicker	14.97%
26. European Starling	14.50%
27. Northern Shoveler	13.95%
28. Hairy Woodpecker	13.84%
29. Eastern Kingbird	13.72%
30. Dark-eyed Junco	13.55%
31. Gadwall	13.20%
32. Clay-colored Sparrow	12.28%
33. House Wren	12.03%
34. Red-tailed Hawk	11.73%
35. Cedar Waxwing	11.09%
36. Yellow-headed Blackbird	10.96%
37. Tree Swallow	10.82%
38. American Coot	10.68%
39. Horned Lark	10.64%
40. Northern Pintail	10.60%
41. Double-crested Cormorant	10.58%

42. Common Yellowthroat	10.22%
43. Least Flycatcher	10.21%
44. Eurasian Collared-Dove	10.20%
45. Rock Pigeon	9.78%
46. American White Pelican	9.26%
47. Redhead	9.26%
48. Western Kingbird	8.94%
49. Northern Harrier	8.92%
50. Gray Catbird	8.66%
51. Lesser Scaup	8.43%
52. Franklin's Gull	8.42%
53. Yellow-rumped Warbler	8.30%
54. Savannah Sparrow	8.03%
55. Pine Siskin	7.99%
56. Ruddy Duck	7.85%
57. Bald Eagle	7.49%
58. Red-breasted Nuthatch	7.48%
59. Bobolink	7.17%
60. Wood Duck	7.15%
61. Cliff Swallow	7.11%
62. Vesper Sparrow	7.09%
63. White-throated Sparrow	6.86%
64. Canvasback	6.71%

65. Green-winged Teal	6.26% 
66. Pied-billed Grebe	6.14% 
67. Red-eyed Vireo	5.89% 
68. Baltimore Oriole	5.88% 
69. Turkey Vulture	5.76% 
70. American Wigeon	5.74% 
71. Warbling Vireo	5.67% 
72. American Redstart	5.66% 
73. Great Blue Heron	5.63% 
74. Black Tern	5.38% 
75. Eared Grebe	5.36% 
76. Brown Thrasher	5.29% 
77. Brewer's Blackbird	5.18% 
78. Wilson's Phalarope	5.16% 
79. Western Grebe	5.05% 
80. Grasshopper Sparrow	5.04% 
81. Marsh Wren	5.04% 
82. Bufflehead	4.85% 
83. Wilson's Snipe	4.83% 
84. Ring-necked Duck	4.79% 
85. Orchard Oriole	4.74% 
86. Hooded Merganser	4.71% 
87. American Avocet	4.71% 

88. Black-billed Magpie	4.57% 
89. Sora	4.54% 
90. Orange-crowned Warbler	4.52% 
91. Spotted Sandpiper	4.49% 
92. Lark Sparrow	4.40% 
93. Ruby-crowned Kinglet	4.38% 
94. Spotted Towhee	4.38% 
95. Swainson's Thrush	4.37% 
96. Bank Swallow	4.36% 
97. Swainson's Hawk	4.30% 
98. Lesser Yellowlegs	4.24% 
99. Marbled Godwit	4.24% 
100. Willet	4.20% 
101. Upland Sandpiper	3.94% 
102. American Kestrel	3.91% 
103. Rose-breasted Grosbeak	3.79% 
104. Belted Kingfisher	3.75% 
105. Yellow-bellied Sapsucker	3.73% 
106. Cooper's Hawk	3.61% 
107. Greater Yellowlegs	3.60% 
108. Sharp-tailed Grouse	3.59% 
109. Harris's Sparrow	3.58% 
110. Common Redpoll	3.47% 

111. Forster's Tern	3.42%
112. Black-and-white Warbler	3.42%
113. Common Goldeneye	3.38%
114. Purple Martin	3.36%
115. Field Sparrow	3.31%
116. White-crowned Sparrow	3.30%
117. Northern Cardinal	3.27%
118. Tennessee Warbler	3.20%
119. Red-bellied Woodpecker	3.14%
120. Snow Goose	3.07%
121. Lincoln's Sparrow	3.06%
122. Wild Turkey	3.05%
123. American Tree Sparrow	2.96%
124. Sedge Wren	2.76%
125. Say's Phoebe	2.75%
126. Eastern Phoebe	2.71%
127. Great Horned Owl	2.69%
128. Merlin	2.64%
129. Chestnut-collared Longspur	2.53%
130. Eastern Wood-Pewee	2.47%
131. Chimney Swift	2.43%
132. Purple Finch	2.38%
133. Lazuli Bunting	2.37%

134. Ovenbird	2.36%
135. Common Merganser	2.30%
136. Least Sandpiper	2.29%
137. Common Nighthawk	2.28%
138. Ruby-throated Hummingbird	2.26%
139. Great Egret	2.24%
140. Gray Partridge	2.20%
141. Tundra Swan	2.19%
142. Cackling Goose	2.18%
143. Northern Rough-winged Swallow	2.14%
144. Eastern Bluebird	2.12%
145. Great Crested Flycatcher	2.11%
146. California Gull	2.09%
147. Common Raven	2.08%
148. Semipalmated Sandpiper	2.05%
149. Pectoral Sandpiper	2.03%
150. Blackpoll Warbler	1.91%
151. White-faced Ibis	1.89%
152. Northern Waterthrush	1.87%
153. Black-crowned Night Heron	1.80%
154. Greater White-fronted Goose	1.78%
155. Pileated Woodpecker	1.78%
156. Yellow-breasted Chat	1.78%

157. Rough-legged Hawk	1.77%
158. Willow Flycatcher	1.70%
159. Baird's Sandpiper	1.70%
160. Red-necked Grebe	1.66%
161. Swamp Sparrow	1.66%
162. Fox Sparrow	1.61%
163. Brown Creeper	1.52%
164. Horned Grebe	1.52%
165. American Bittern	1.51%
166. Herring Gull	1.51%
167. Lark Bunting	1.47%
168. Magnolia Warbler	1.47%
169. Yellow-throated Vireo	1.45%
170. Palm Warbler	1.45%
171. Stilt Sandpiper	1.42%
172. Nashville Warbler	1.37%
173. Wilson's Warbler	1.36%
174. Black-headed Grosbeak	1.35%
175. Sharp-shinned Hawk	1.34%
176. Long-billed Dowitcher	1.30%
177. Hermit Thrush	1.28%
178. Lapland Longspur	1.27%
179. Mountain Bluebird	1.27%

180. Red-headed Woodpecker	1.26%
181. Dickcissel	1.24%
182. Broad-winged Hawk	1.24%
183. Golden-crowned Kinglet	1.22%
184. Sandhill Crane	1.17%
185. Solitary Sandpiper	1.15%
186. Bonaparte's Gull	1.13%
187. Snow Bunting	1.09%
188. Semipalmated Plover	1.04%
189. Northern Shrike	1.04%
190. Baird's Sparrow	1.03%
191. Red Crossbill	1.02%
192. Chestnut-sided Warbler	0.9871%
193. Nelson's Sparrow	0.9865%
194. Indigo Bunting	0.9545%
195. Red-necked Phalarope	0.9520%
196. Golden Eagle	0.9465%
197. Virginia Rail	0.9348%
198. LeConte's Sparrow	0.9176%
199. Loggerhead Shrike	0.9010%
200. Greater Scaup	0.8678%
201. Common Tern	0.8573%
202. Alder Flycatcher	0.8573%

203. Blue-headed Vireo	0.8512%
204. Gray-cheeked Thrush	0.8505%
205. Sanderling	0.8198%
206. Ferruginous Hawk	0.8186%
207. Ross's Goose	0.8050%
208. White-rumped Sandpiper	0.7909%
209. Veery	0.7552%
210. Common Loon	0.7521%
211. Sprague's Pipit	0.7515%
212. Mourning Warbler	0.7503%
213. American Pipit	0.7368%
214. Snowy Owl	0.7263%
215. Rusty Blackbird	0.7251%
216. Rock Wren	0.7239%
217. Philadelphia Vireo	0.7220%
218. Western Wood-Pewee	0.6667%
219. Trumpeter Swan	0.5793%
220. Peregrine Falcon	0.5652%
221. Western Cattle Egret	0.5430%
222. Black-bellied Plover	0.5344%
223. Red-breasted Merganser	0.5258%
224. Townsend's Solitaire	0.5246%
225. Canada Warbler	0.5191%

226. Olive-sided Flycatcher	0.5148%
227. Snowy Egret	0.5135%
228. Dunlin	0.5018%
229. Caspian Tern	0.5006%
230. Green Heron	0.5006%
231. Short-billed Dowitcher	0.4963%
232. Osprey	0.4895%
233. Northern Saw-whet Owl	0.4674%
234. Piping Plover	0.4668%
235. Prairie Falcon	0.4582%
236. Hudsonian Godwit	0.4539%
237. White-winged Crossbill	0.4280%
238. Blackburnian Warbler	0.4151%
239. Short-eared Owl	0.4102%
240. Bohemian Waxwing	0.3973%
241. Bay-breasted Warbler	0.3911%
242. Cape May Warbler	0.3825%
243. Yellow-bellied Flycatcher	0.3708%
244. Burrowing Owl	0.3659%
245. Ruddy Turnstone	0.3647%
246. American Golden-Plover	0.3629%
247. Hoary Redpoll	0.3383%
248. Clark's Grebe	0.3173%

249.	Black-billed Cuckoo	0.3038%
250.	Scarlet Tanager	0.2977%
251.	Iceland Gull	0.2669%
252.	Bullock's Oriole	0.2374%
253.	Violet-green Swallow	0.2146%
254.	Eastern Towhee	0.2122%
255.	Least Tern	0.2091%
256.	Long-eared Owl	0.2072%
257.	Winter Wren	0.1943%
258.	Eastern Screech-Owl	0.1925%
259.	Barred Owl	0.1900%
260.	Long-billed Curlew	0.1870%
261.	Lesser Black-backed Gull	0.1851%
262.	Black-throated Green Warbler	0.1808%
263.	Pine Grosbeak	0.1704%
264.	American Goshawk	0.1648%
265.	Greater Prairie-Chicken	0.1630%
266.	Glaucous Gull	0.1427%
267.	Surf Scoter	0.1402%
268.	Black-necked Stilt	0.1359%
269.	Yellow Rail	0.1347%
270.	Buff-breasted Sandpiper	0.1328%
271.	American Woodcock	0.1316%

272. Long-tailed Duck	0.1248%
273. Blue Grosbeak	0.1181%
274. Connecticut Warbler	0.1175%
275. American Black Duck	0.1132%
276. White-winged Scoter	0.1089%
277. Northern Parula	0.0978%
278. Common Poorwill	0.0904%
279. Ruffed Grouse	0.0843%
280. Varied Thrush	0.0843%
281. Cinnamon Teal	0.0818%
282. Least Bittern	0.0806%
283. Smith's Longspur	0.0806%
284. Brewer's Sparrow	0.0701%
285. Golden-winged Warbler	0.0701%
286. Evening Grosbeak	0.0676%
287. Blue-gray Gnatcatcher	0.0658%
288. Sabine's Gull	0.0615%
289. Cassin's Finch	0.0609%
290. Summer Tanager	0.0597%
291. Bell's Vireo	0.0547%
292. Glossy Ibis	0.0541%
293. Black Scoter	0.0523%
294. Short-billed Gull	0.0437%

295. Northern Mockingbird	0.0424%
296. Black-throated Blue Warbler	0.0424%
297. Yellow-billed Cuckoo	0.0418%
298. Eurasian Tree Sparrow	0.0400%
299. Western Tanager	0.0400%
300. Wood Thrush	0.0369%
301. Henslow's Sparrow	0.0344%
302. Eastern Whip-poor-will	0.0332%
303. Whooping Crane	0.0332%
304. Whimbrel	0.0320%
305. Gyrfalcon	0.0277%
306. Thick-billed Longspur	0.0264%
307. Black-legged Kittiwake	0.0258%
308. Northern Hawk Owl	0.0258%
309. Red Knot	0.0234%
310. Pacific Loon	0.0221%
311. Greater Sage-Grouse	0.0191%
312. Yellow-crowned Night Heron	0.0191%
313. Pine Warbler	0.0191%
314. Great Black-backed Gull	0.0184%
315. Boreal Owl	0.0154%
316. Eastern Meadowlark	0.0141%
317. Anna's Hummingbird	0.0135%

318. Red-throated Loon	0.0135%
319. Red-shouldered Hawk	0.0135%
320. Blue-winged Warbler	0.0135%
321. Rufous Hummingbird	0.0129%
322. Painted Bunting	0.0123%
323. Common Eider	0.0117%
324. Gray-crowned Rosy-Finch	0.0117%
325. Barn Owl	0.0111%
326. Calliope Hummingbird	0.0104%
327. Townsend's Warbler	0.0104%
328. Black-backed Woodpecker	0.0098%
329. Red Phalarope	0.0092%
330. Neotropic Cormorant	0.0092%
331. Golden-crowned Sparrow	0.0092%
332. Black-bellied Whistling-Duck	0.0086%
333. King Eider	0.0086%
334. White-eyed Vireo	0.0086%
335. Groove-billed Ani	0.0080%
336. Little Gull	0.0080%
337. Worm-eating Warbler	0.0080%
338. Barrow's Goldeneye	0.0074%
339. Band-tailed Pigeon	0.0074%
340. Parasitic Jaeger	0.0074%

341. Yellow-billed Loon	0.0074%
342. Long-tailed Jaeger	0.0068%
343. White-winged Dove	0.0061%
344. Black-chinned Hummingbird	0.0061%
345. Ruff	0.0061%
346. Hooded Warbler	0.0061%
347. MacGillivray's Warbler	0.0055%
348. Eurasian Wigeon	0.0049%
349. Gray Flycatcher	0.0049%
350. Broad-tailed Hummingbird	0.0043%
351. Tricolored Heron	0.0037%
352. Brambling	0.0037%
353. Little Blue Heron	0.0031%
354. Vermilion Flycatcher	0.0031%
355. Clark's Nutcracker	0.0031%
356. Black-throated Sparrow	0.0031%
357. Great-tailed Grackle	0.0031%
358. Black-throated Gray Warbler	0.0031%
359. Western Sandpiper	0.0025%
360. Lewis's Woodpecker	0.0025%
361. Acadian Flycatcher	0.0025%
362. Cassin's Kingbird	0.0025%
363. Western Flycatcher	0.0018%

364. Thick-billed Kingbird	0.0018%
365. Plumbeous Vireo	0.0018%
366. Canada Jay	0.0018%
367. Boreal Chickadee	0.0018%
368. Prothonotary Warbler	0.0018%
369. Fulvous Whistling-Duck	0.0012%
370. Harlequin Duck	0.0012%
371. Snowy Plover	0.0012%
372. Arctic Tern	0.0012%
373. Cassin's Vireo	0.0012%
374. Carolina Wren	0.0012%
375. Green-tailed Towhee	0.0012%
376. Yellow-throated Warbler	0.0012%
377. Prairie Warbler	0.0012%
378. Brant	0.0006%
379. Common Gallinule	0.0006%
380. Curlew Sandpiper	0.0006%
381. White-crested Elaenia	0.0006%
382. Hammond's Flycatcher	0.0006%
383. Scissor-tailed Flycatcher	0.0006%
384. Pinyon Jay	0.0006%
385. Canyon Wren	0.0006%
386. Kentucky Warbler	0.0006%

387. Cerulean Warbler	0.0006%
388. Garganey	0.0000%
389. Mottled Duck	0.0000%
390. Passenger Pigeon	0.0000%
391. Inca Dove	0.0000%
392. King Rail	0.0000%
393. Mountain Plover	0.0000%
394. Sharp-tailed Sandpiper	0.0000%
395. Little Stint	0.0000%
396. Pomarine Jaeger	0.0000%
397. South Polar Skua	0.0000%
398. Ross's Gull	0.0000%
399. Glaucous-winged Gull	0.0000%
400. White Ibis	0.0000%
401. Swallow-tailed Kite	0.0000%
402. Great Gray Owl	0.0000%
403. Acorn Woodpecker	0.0000%
404. Crested Caracara	0.0000%
405. Pygmy Nuthatch	0.0000%
406. Bewick's Wren	0.0000%
407. Sage Thrasher	0.0000%
408. Northern Wheatear	0.0000%
409. Lesser Goldfinch	0.0000%

410. Louisiana Waterthrush	0.0000%
411. Painted Redstart	0.0000%
EXOTIC: ESCAPEE	
Chukar	0.0566% frequency
Mute Swan	0.0111%
Northern Bobwhite	0.0055%
Budgerigar	0.0037%
Indian Peafowl	0.0025%
Helmeted Guineafowl	0.0018%
California Quail	0.0018%
Muscovy Duck	0.0012%
African Collared-Dove	0.0012%
Mandarin Duck	0.0006%
Golden Pheasant	0.0006%
Orange-cheeked Waxbill	0.0006%
Graylag Goose	0.0000%
Ruddy Shelduck	0.0000%
Red Junglefowl	0.0000%
Red-cheeked Cordonbleu	0.0000%
HYBRIDS	
Lazuli x Indigo Bunting (hybrid)	0.0271% frequency
Rose-breasted x Black-headed Grosbeak (hybrid)	0.0166%

Western x Clark's Grebe (hybrid)	0.0160%
Spotted x Eastern Towhee (hybrid)	0.0135%
Bullock's x Baltimore Oriole (hybrid)	0.0111%
Mallard x American Black Duck (hybrid)	0.0092%
Blue-winged x Cinnamon Teal (hybrid)	0.0061%
Sharp-tailed Grouse x Greater Prairie-Chicken (hybrid)	0.0043%
Snow x Ross's Goose (hybrid)	0.0037%
Snow x Canada Goose (hybrid)	0.0025%
Gadwall x Mallard (hybrid)	0.0025%
Tufted Duck x Lesser Scaup (hybrid)	0.0018%
Tufted Duck x scaup sp. (hybrid)	0.0018%
Common Goldeneye x Hooded Merganser (hybrid)	0.0018%
Golden-winged x Blue-winged Warbler (hybrid)	0.0018%
Greater White-fronted x Canada Goose (hybrid)	0.0012%
Common x Barrow's Goldeneye (hybrid)	0.0012%
Herring x Glaucous Gull (hybrid)	0.0012%
Herring x Glaucous-winged Gull (hybrid)	0.0012%
Lawrence's Warbler (hybrid)	0.0012%
Snow x Greater White-fronted Goose (hybrid)	0.0006%
Ross's x Cackling Goose (hybrid)	0.0006%
Northern Shoveler x Mallard (hybrid)	0.0006%
Mallard x Northern Pintail (hybrid)	0.0006%

Blue-winged x Green-winged Teal (hybrid)	0.0006%
Greater Sage-Grouse x Sharp-tailed Grouse (hybrid)	0.0006%
Glossy x White-faced Ibis (hybrid)	0.0006%
Western x Eastern Meadowlark (hybrid)	0.0006%
Brewster's Warbler (hybrid)	0.0006%
Domestic goose sp. x Canada Goose (hybrid)	0.0000%